

INCLUDES:

- ▶ Recessed Radius Gauges
- ▶ Recessed Rear Slip Plates
- ▶ Dual Sliding Air Jacks
- ▶ Internal Air Line System
and much more!

Open-Front ALIGNMENT Racks

Looking for a complete Alignment Package?

Challenger Lifts' New 12,000 lbs. "Open-Front" and "Closed-Front" Alignment Rack Packages are a great way to increase your service offering and revenue potential.

With our AR40 Series, you'll easily be able to support "roll-back" compensation. Other features include flush mount stainless steel turning radius gauges and rear slip plates, an internal air line system for your dual sliding jacks, multi-position work-steps, automatic wheel stops, etc.

With our alignment packages, you'll be able to accommodate just about anything that comes in for service. Call us at **800-648-5438**, our national network of authorized distributors and installers will be glad to show you how to raise your service to full capacity.

We don't just stand behind our products, we stand under them!™

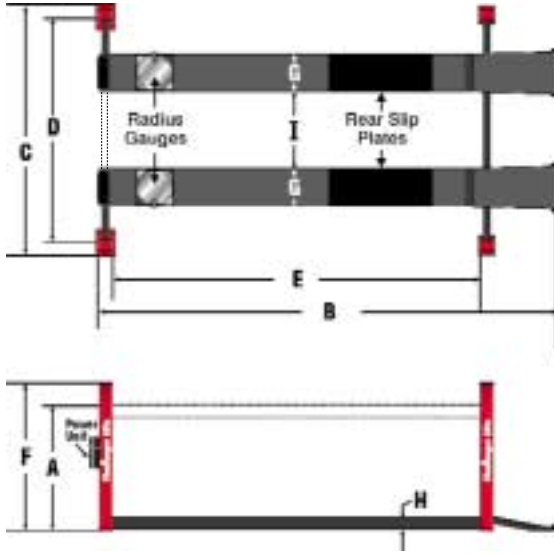


**"Closed-Front"
Alignment Packages
also available!**
(See back for details)

*Shown: Model AR40EAO
(12,000 lbs. capacity) with sliding jacks
(6,000 lbs. lifting capacity each)*

Open-Front / Closed-Front Alignment Racks

12,000 lbs. Capacity



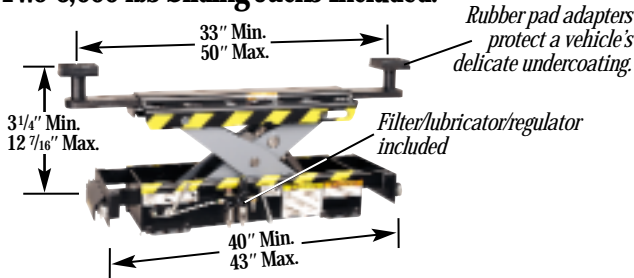
	OPEN-FRONT†		CLOSED-FRONT	
SPECIFICATIONS	AR40EAO	AR40XAO	AR40EAX	AR40XAX
Maximum Wheelbase*	182½" (4636mm)	210" (5334mm)	182½" (4636mm)	210" (5334mm)
Max. 2 Wheel Alignment*	166½" (4229mm)	194" (4927mm)	166½" (4229mm)	194" (4927mm)
4 Wheel Alignment	88" - 158" (2235mm - 4013mm)		88" - 158" (2235mm - 4013mm)	
A. Rise Height	79" (2007mm)	79" (2007mm)	67" (1702mm)	67" (1702mm)
B. Length Overall	20' 9" (6325mm)	23' (7010mm)	20' 4" (6198mm)	22' 8" (6909mm)
C. Width Overall	11' 10" (3607mm)	11' 10" (3607mm)	10' 11" (3327mm)	10' 11" (3327mm)
D. Inside of Columns	120" front - 116" rear (3048mm - 2946mm)		116" (2946mm)	
E. Between Columns	195" (4953mm)	222½" (5652mm)	195" (4953mm)	222½" (5652mm)
F. Height of Columns	99½" front - 90½" rear (2527mm - 2299mm)		78½" (1994mm)	
G. Width of Runways	20" (508mm)	20" (508mm)	20" (508mm)	20" (508mm)
H. Height of Runways	7" (178mm)	7" (178mm)	7" (178mm)	7" (178mm)
I. Width Between Runways	43" (1092mm)	43" (1092mm)	40" - 43" (1016mm - 1092)	
Lifting Capacity	12,000 lbs. (5443 kg)	12,000 lbs. (5443 kg)	12,000 lbs. (5443 kg)	12,000 lbs. (5443 kg)
Air Supply Required	85-115 psi	85-115 psi	85-115 psi	85-115 psi
Motor	2HP	2HP	2HP	2HP
Voltage (Single Phase Std.)**	208v-230v	208v-230v	208v-230v	208v-230v
Speed of Rise	70 Sec.	70 Sec.	60 Sec.	60 Sec.
Min. Recommended Bay Size	12' x 24' (3658x 7315mm)	12' x 26' (3658x 7925mm)	12' x 24' (3658x 7315mm)	12' x 26' (3658x 7925mm)

* Maximum wheelbase is based on a tire diameter of 30".

** Optional 3 phase electrical also available. Standard lift color are Red (as shown) and Blue.

† Also available in a "Open-Front" General Service 4-Post Lift configuration (Model # 40EFO and 40XFO).

Two 6,000 lbs Sliding Jacks Included:



When you get our Alignment System... ...You get the Complete Package!

Both our "Open-Front" and "Closed-Front" Alignment Packages include dual 6,000 lbs. sliding jacks (24006C) that utilize an internal air line system, flush mount 45° stainless steel radius gauges and a multi-position work-steps. Our internal airline kit saves you valuable time by using both sliding jacks without changing air supply.

ALIGNMENT PACKAGE ACCESSORIES ARE ALSO AVAILABLE INDIVIDUALLY.

Please contact factory for details.

For more information, contact your authorized Challenger Lift Distributor:

Other Features:

- ▶ Multi-Position Work Step
- ▶ Filter, Lubricator, Regulator on each Sliding Jack
- ▶ Air Operated Safety Lock System

Optional Accessory:


Turn your lift into a workstation with our column mounted Air-Electric Service Station (#10310).



The Automotive Lift Institute (ALI) certifies that the AR40 Series Alignment Racks described herein comply with the applicable provisions of the American National Standards ANSI/ALI ALCTV-1998 and are Third Party Validated by the ETL Testing Laboratory.

Challenger Lifts, Inc. reserves the right to make changes without notice and without making changes retroactive. Unloading, installation and oil not included.

Attractive Lease Programs Available.
GSA CONTRACT # GS-O7F-8950D • CAGE CODE OKD44
SIN#s 253-23, 253-23A, 253-38 • DUNS# 79-435-3680



CHALLENGER LIFTS, INC.
200 Cabel Street
Louisville, Kentucky 40206
Phone Toll-Free: 800-648-5438
502-625-0700

Fax: 502-625-0711
E-mail: sales@challengerlifts.com

Lit# AR40 10/04
© 2004, Challenger Lifts, Inc.

Major Credit and Debit Cards Accepted



www.challengerlifts.com