





15K HD 2-POST E15

Challenger's E15 is the perfect economic 2-Post lifts for servicing trucks and other vehicles. Heavy-duty 2-Stage front and rear arms offer symmetric lifting capability. **Also, adjustable column height accommodates higher profile vehicles while providing ample servicing headroom.**

-  **14'7" MINIMUM**
-  **14' RECOMMENDED**
-  **24' RECOMMENDED**
-  **208-230V, 1PH, 30A**



MODEL NUMBER	E15
Lifting Capacity	15,000lb
Rise Height	6' 5¾"
Overall Height	14' 6" / 16' 6"
Overall Width	12' 3¼"
Drive Thru Clearance	9' 1⅝"
Floor to Overhead Switch	13' 10"/15' 10"
Front Arm Reach	Min 36½" Max 55"
Rear Arm Reach	Min 36½" Max 55"
Screw Pad Height	Min 5¼" Max 6¾"
Rise Time	75s
Required Ceiling Height	14' 7" / 16' 7"
Height Extension	No
ALI Certified	