





# 10K VERSYMMETRIC® CL10V3

Utilizing Versymmetric® technology, Challenger's CL10V3 allows servicing many different vehicle types. Shuffling vehicles around to reach the recommended lifting points is a thing of the past! **Equipped with 3-Stage directSPOT™ arms, an industry-first, the CL10V3 will**

-  **12' MINIMUM**
-  **14' RECOMMENDED**
-  **24' RECOMMENDED**
-  **208-230V, 1PH, 30A**



MODEL NUMBER	CL10V3	CL10V3-DPC-QC
Description	Versymmetric®	Versymmetric® w/ DPC & QuickCycle™
Lifting Capacity	<b>10,000 lbs.</b>	
Lift Configuration	<b>Versymmetric®, 3-Stage Front &amp; Rear</b>	
Rise Height	74½"	
Height of Columns	Standard 11' 8" or 11' 2" with 2' or 3' extensions	
<b>Max. Extended Cylinder Height</b>	11' 11"	
	11' 6½" - 11' 11"	
Drive Thru Clearance	8' 4" / 8' 8½"	
Floor to Overhead Switch	Standard 11' 2½" or 10' 8½" with 2' or 3' extensions	
Front Arm Reach	<b>Min. 20" Max. 42"</b>	
Rear Arm Reach	<b>Min. 37½" Max. 60"</b>	
Screw Pad Height	<b>Min. 3⅞" Max. 6⅞"</b>	
	<b>Min. 9' 2" Max. 9' 6½"</b>	
Low Lock Height	12" Net Rise	
Platform Length	NA	
Standard Motor/Voltage	2HP, 208v-230v, 60Hz, 1Ph	3HP, 208v-230v, 60Hz, 1Ph
Rise Time	38s	<b>24s</b>
<b>Max. Load per Arm</b>	2,500 lb.	
Required Ceiling Height	Standard 12'	
ALI® Certified	<input checked="" type="checkbox"/>	
Concrete Specifications	4" Thick, Reinforced, Free from cracks/seams, rated at 3500+ psi and cured at least 28 days	

