

Using a rechargeable 24v battery system, Challenger's Mobile Columns provide the flexibility and convenience to **lift any rubber-tired vehicle, within rated capacity, without pits, cables, or compressed air.**

MODEL # CLMM-5000

**Capable of lifting 20,000 lbs.** on any solid surface. Built with a heavy-duty tow handles and spring-loaded, caster wheels. All models feature retractable cord reel for battery charging.

Mobile columns are perfect for servicing Electric Vehicles.



MODEL # CLMM-5000

- ↑ **14' 8" MINIMUM**
- ← **14' RECOMMENDED**
- ↓ **28' RECOMMENDED**

## 14K & 19K HEAVY-DUTY

MODEL #s CLHM-140, CLHM-190, CLHM-190W

Our MobileHD columns are capable of lifting **14,000 or 19,000 lbs. per column** on any solid surface. Features a pallet-jack style handle for ease of movement.

### REQUIREMENTS

- ↑ **14' 8" MINIMUM**
- ← **14' RECOMMENDED**
- ↓ **28' RECOMMENDED**



MODEL # CLHM-140

# MOBILE COLUMN ACCESSORIES



NOT COMPATIBLE WITH 5K COLUMNS

These adapters help you or your technicians **service vehicle types, like forklifts & multiple rear-axle**, more efficiently.




14K  
19K

## CAB-OFF ADAPTER

Adjustable length accommodates 2- and 4-door trucks.

PART # CLHM-CA-15




14K  
19K

## CROSS-BEAM ADAPTER

32K adapter allows you to lift by the frame rails.

PART # CLHM-CB-32A



14K  
19K

## FORK LIFT ADAPTER

15K adapter allows you to raise fork lifts 64".

PART # CLHM-FLA



14K  
19K

## REAR AXLE RESTRAINT

2K restraint designed for vehicles with multiple rear axles.

PART # CLHM-RAR-20



5K

14K  
19K

## TRANSMISSION JACK

2,700 lb. capacity, 72" max height, 360° rotating head.

PART # CLHM-HTCJ-2000




14K  
19K

## MAGNETIC LIGHT KIT

Includes two magnetic lights that are powered by the column.

PART # CLHM-LS-LK



14K  
19K

## GLARE SCREEN

Reduces glare as well as protect the screen from dirt.

PART # CLHM-GS



14K  
19K

## COLUMN COVER

Available in full or half, protects your mobile column. Sold individually.

PART # CLHM-CVR-F (FULL) | # CLHM-CVR-H (HALF)

PART NUMBER	DESCRIPTION
CLHM-10-TH	Short Stand - 20-32". 20K capacity ea. 1" adjustment increments per stand. Sold in pairs.
CLHM-10-THF	Medium Stand - 30-52". 20K capacity ea. 1" adjustment increments per stand. Sold in pairs.
CLHM-7-THR	High-Rise Stand - 53-72". 14K capacity ea. 2¾" adjustment increments per stand. Sold Individually.
CLHM-10-THR	High-Rise Stand w/ Gas Assist - 53-72". 20K capacity ea. 2¾" adjustment increments per stand. Sold Individually.
CLHM-9-THR	High-Rise Stand w/ Gas Assist - 46¾"-84". 18K capacity ea. Sold Individually.



For more information, visit [challengelifts.com](http://challengelifts.com) or scan the QR code.

